



Zaostřeno

... na výsledky!

www.focus-agency.cz

Quantitative survey report

Czech-Russian relations and the perception of Russia by the Czech population

May 2016

Summary

Contact:

Ivo Burger

burger@focus-agency.cz

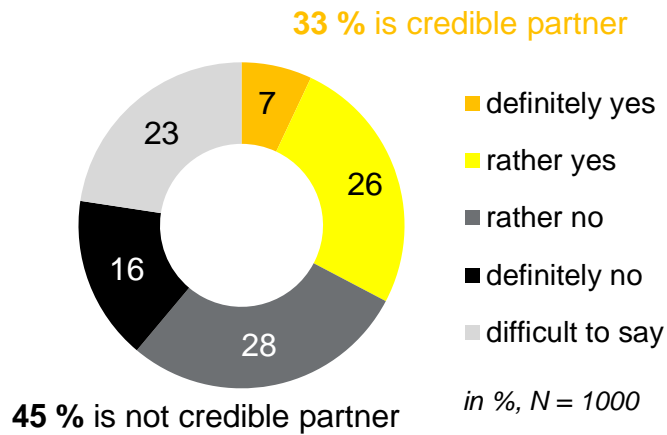
tel.: +420 777 283 439

- In May 2016, Focus agency carried out a representative omnibus survey of the adult Czech population*. The aim was to map the public attitudes towards Russia and the state of the Czech-Russian relations. This survey was inspired by a [more detailed report](#) on the German-Russian relations that was published by Bertelsmann Foundation and Instytut Spraw Publicznych.
- The Czech population views **Russia led by president Putin** rather as an **untrustworthy partner**. 45 percent of the respondents consider today's Russia not to be an internationally credible partner, 33 percent expressed the opposite view.
- The public is **split** down the middle on Russia's **military engagement in Syria**. It is viewed as **negative** by **36 percent** of the respondents, as **positive** by 32 percent, remaining 32 percent were not able or willing to express their opinion.
- The opinion of the **Czech-Russian relations** is predominantly **positive**. Almost **one half** of the respondents consider the state of the mutual relationship as **good**.
- Similarly, there exist two groups of equal size regarding the strong connections of the Czech Republic to Russian energy: **39 percent** of the sample view the connections as **positive**, the **same share** consider them a **negative** fact.
- The **sanctions** imposed on Russia by the EU **have support** among the population: 9 percent would like to see them strengthened and 36 percent kept at current level, while 24 percent would prefer to ease them.
- **35 percent** of the surveyed **would deploy** the Czech soldiers **to defend NATO members Poland and the Baltic states** if they were **attacked by Russia**, one quarter is against, and 40 percent find it difficult to answer.

* The sample was formed by 1,000 respondents over 18 years old, who were selected using a quota sampling method based on sex, age, education, size of domicile and region.

International credibility of Russia

“Is Russia led by president Vladimir Putin an internationally credible partner?” (q1)



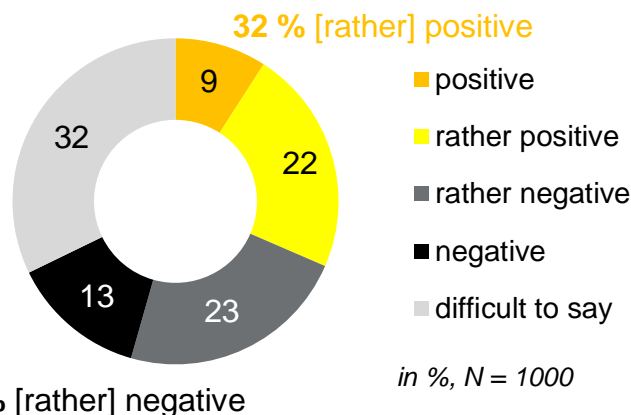
The Czech population views **Russia led by president Putin** rather as an **untrustworthy partner**.

45 percent of the respondents consider today's Russia not to be an internationally credible partner, 33 percent expressed the opposite view.

	sample total	7	26	28	16	23	N
sex	female	7	23	29	16	26	515
	male	7	28	28	17	19	485
age	18 to 24 years	4	14	31	15	36	106
	25 to 34 years	3	21	32	14	30	185
	35 to 44 years	7	30	31	15	18	185
	45 to 54 years	8	25	28	19	20	162
	55 to 64 years	6	28	26	20	20	172
	over 64 years	12	31	24	16	17	190
education	basic education	13	28	19	13	27	159
	high school, no diploma	6	24	30	18	23	360
	high school graduate	5	27	30	15	22	345
	college graduate	7	24	30	21	18	136
domicile size	less than 5,000 citizens	9	30	24	16	20	379
	5,000 to 19,999 citizens	3	24	37	12	24	180
	20,000 to 99,999 citizens	7	24	32	13	25	214
	over 100,000 citizens	6	22	26	23	23	227
preferred political party	ANO (movement of A. Babiš)	6	32	25	17	20	168
	ČSSD (social democrats)	9	31	26	15	19	151
	KSČM (communists)	19	41	14	10	16	79
	TOP 09 (liberal democrats)	6	12	38	31	12	65
	ODS (conservatives)	4	24	34	24	14	50
	other parties	6	22	29	21	22	146
	undecided	5	21	31	12	31	341

Russia's military engagement in Syria

"How do you view Russia's military engagement in Syria?" (q2)

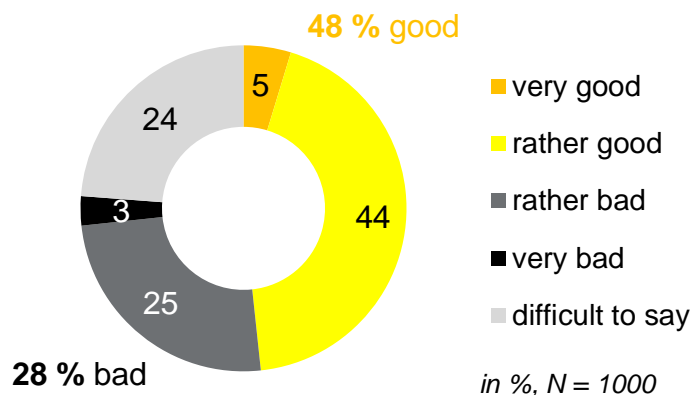


Russia's military engagement in Syria is viewed as **negative** by 36 percent of respondents, as **positive** by almost one third of the sample. 32 percent were not able or willing to express their opinion (49 percent in the youngest age group).

	sample total	9	22	23	13	32	N
sex	female	7	20	23	13	37	515
	male	11	25	23	14	27	485
	18 to 24 years	7	12	20	12	49	106
age	25 to 34 years	5	22	23	10	39	185
	35 to 44 years	9	25	18	17	31	185
	45 to 54 years	10	19	25	17	28	162
	55 to 64 years	8	25	25	15	27	172
	over 64 years	15	26	25	9	24	190
	education	basic education	10	23	20	9	37
high school, no diploma		10	19	26	11	33	360
high school graduate		8	24	21	15	32	345
college graduate		7	25	24	21	24	136
domicile size	less than 5,000 citizens	13	27	20	14	27	379
	5,000 to 19,999 citizens	3	17	29	14	37	180
	20,000 to 99,999 citizens	9	23	23	9	35	214
	over 100,000 citizens	7	19	23	15	36	227
preferred political party	ANO (movement of A. Babiš)	8	32	17	15	27	168
	ČSSD (social democrats)	8	29	24	11	28	151
	KSČM (communists)	18	34	16	10	22	79
	TOP 09 (liberal democrats)	6	15	32	25	22	65
	ODS (conservatives)	6	20	30	22	22	50
	other parties	8	18	18	18	37	146
	undecided	10	15	26	9	40	341

State of Czech-Russian relations

“What is the current state of Czech-Russian relations?” (q3)

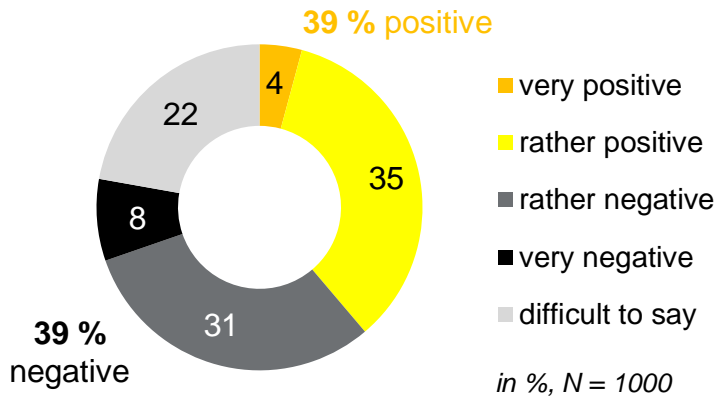


The public opinion of the **Czech-Russian relations** is **predominantly positive**. Almost **one half** of the respondents consider the state of the mutual relationship **as good**, while 28 percent view it as bad.

	sample total	5	44	25	3	24	N
sex	female	4	43	25	2	26	515
	male	5	44	25	4	21	485
age	18 to 24 years	3	37	26	2	32	106
	25 to 34 years	5	49	23	4	19	185
	35 to 44 years	5	46	20	2	26	185
	45 to 54 years	3	39	29	2	27	162
	55 to 64 years	5	37	30	4	23	172
	over 64 years	6	49	23	3	19	190
education	basic education	8	40	26	4	21	159
	high school, no diploma	4	41	24	4	28	360
	high school graduate	4	48	25	2	22	345
	college graduate	5	44	27	1	22	136
domicile size	less than 5,000 citizens	5	49	25	3	19	379
	5,000 to 19,999 citizens	3	41	28	2	26	180
	20,000 to 99,999 citizens	6	36	26	4	28	214
	over 100,000 citizens	5	44	22	3	26	227
preferred political party	ANO (movement of A. Babiš)	5	47	26	2	20	168
	ČSSD (social democrats)	4	52	26	2	16	151
	KSČM (communists)	9	58	9	9	15	79
	TOP 09 (liberal democrats)	3	34	38	5	20	65
	ODS (conservatives)	4	40	34	2	20	50
	other parties	6	47	23	3	21	146
	undecided	4	36	25	2	34	341

Russian energy dependence

“How do you view the strong connections of the Czech Republic to Russian energy?” (q4)

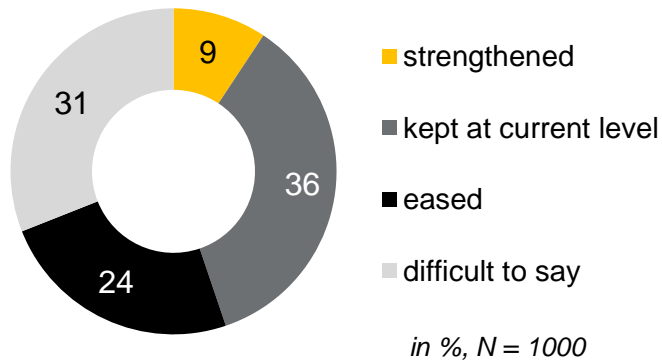


Concerning the strong connections of the Czech Republic to Russian energy, there exist two **equal-sized groups**: 39 percent of the sample view the connections as positive, the same share consider them a negative fact.

		4	35	31	8	22	N
sex	sample total	4	35	31	8	22	1000
	female	3	33	32	6	26	515
	male	5	36	30	11	19	485
age	18 to 24 years	3	21	33	8	36	106
	25 to 34 years	3	32	35	8	22	185
	35 to 44 years	5	36	29	8	22	185
	45 to 54 years	2	36	32	7	22	162
	55 to 64 years	5	37	29	11	19	172
	over 64 years	6	40	28	8	18	190
education	basic education	7	42	23	6	23	159
	high school, no diploma	3	32	34	8	23	360
	high school graduate	4	36	30	7	23	345
	college graduate	4	29	36	14	16	136
domicile size	less than 5,000 citizens	5	38	31	8	19	379
	5,000 to 19,999 citizens	2	38	33	6	21	180
	20,000 to 99,999 citizens	4	36	26	7	27	214
	over 100,000 citizens	5	25	34	12	24	227
preferred political party	ANO (movement of A. Babiš)	4	42	29	11	15	168
	ČSSD (social democrats)	7	41	26	8	18	151
	KSČM (communists)	9	54	15	8	14	79
	TOP 09 (liberal democrats)	3	32	38	11	15	65
	ODS (conservatives)	2	30	38	12	18	50
	other parties	3	29	36	11	21	146
	undecided	3	27	33	4	32	341

Sanctions put on Russia by the EU

“In reaction to the annexation of Crimea and Russian military engagement in Ukraine, the EU put economic and political sanctions in place against Russia. Should the sanctions put on Russia by the EU be...?” (q5)

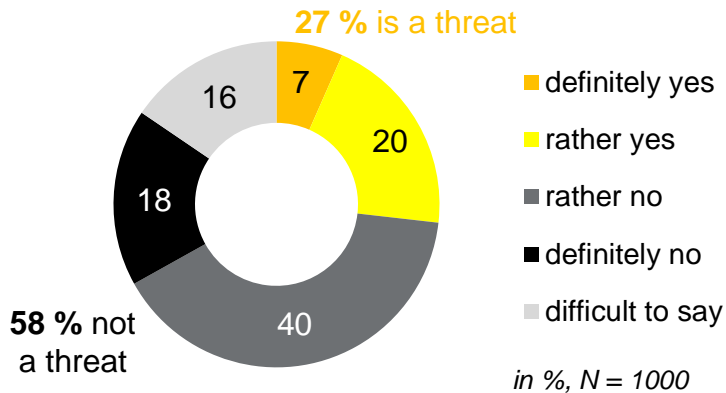


The **sanctions** in place have **support among the population**: 9 percent would like to see them strengthened and 36 percent kept at current level, while 24 percent would prefer to see them eased.

		9	36	24	31	N
sex	sample total	9	36	24	31	1000
	female	7	35	21	37	515
	male	11	36	27	25	485
age	18 to 24 years	7	30	20	43	106
	25 to 34 years	11	32	23	34	185
	35 to 44 years	9	41	20	30	185
	45 to 54 years	8	38	24	30	162
	55 to 64 years	12	35	23	30	172
	over 64 years	9	35	33	23	190
education	basic education	8	33	28	31	159
	high school, no diploma	10	33	24	33	360
	high school graduate	9	37	22	32	345
	college graduate	10	41	25	24	136
domicile size	less than 5,000 citizens	10	34	31	25	379
	5,000 to 19,999 citizens	8	36	18	38	180
	20,000 to 99,999 citizens	8	35	23	33	214
	over 100,000 citizens	10	38	19	33	227
preferred political party	ANO (movement of A. Babiš)	7	39	25	29	168
	ČSSD (social democrats)	6	35	32	27	151
	KSČM (communists)	8	29	39	24	79
	TOP 09 (liberal democrats)	22	43	12	23	65
	ODS (conservatives)	18	46	18	18	50
	other parties	12	34	24	30	146
	undecided	8	33	20	39	341

Russia as a military threat

“Do you think that Russia is a military threat to the Czech Republic?” (q6)



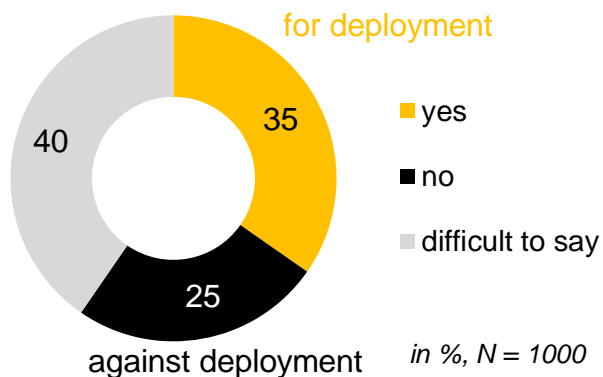
58 percent of the respondents do not consider Russia to pose a military threat to the Czech Republic, **27 percent** expressed the opposite stance.

Political attitudes influence the answers – among the TOP 09 voters, Russia is considered a threat by 54 percent, while only by 13 percent among people favoring KSČM.

							N
sex	sample total	7	20	40	18	16	1000
	female	6	20	42	14	18	515
	male	8	20	38	21	13	485
age	18 to 24 years	6	16	42	15	21	106
	25 to 34 years	8	23	38	14	18	185
	35 to 44 years	6	21	39	16	18	185
	45 to 54 years	10	21	39	17	13	162
	55 to 64 years	6	20	43	17	13	172
	over 64 years	5	19	39	25	12	190
education	basic education	3	18	40	26	13	159
	high school, no diploma	8	22	39	15	17	360
	high school graduate	6	19	42	17	16	345
	college graduate	9	24	37	18	13	136
domicile size	less than 5,000 citizens	6	22	39	23	10	379
	5,000 to 19,999 citizens	7	21	40	14	18	180
	20,000 to 99,999 citizens	5	16	45	15	19	214
	over 100,000 citizens	9	22	38	13	19	227
preferred political party	ANO (movement of A. Babiš)	4	17	46	17	15	168
	ČSSD (social democrats)	4	15	46	23	11	151
	KSČM (communists)	4	9	46	29	13	79
	TOP 09 (liberal democrats)	14	40	25	6	15	65
	ODS (conservatives)	4	34	38	12	12	50
	other parties	12	21	38	17	12	146
	undecided	6	21	37	16	21	341

Willingness to deploy troops to defend Poland and the Baltic states

“Should Czech soldiers stand in defense of NATO members Poland and the Baltic states if they are attacked by Russia?” (q7)



40 percent of the surveyed find it **difficult to say** whether the Czech soldiers should defend NATO members Poland and the Baltic states if they were attacked by Russia. **35 percent** would **send the soldiers** to aid, **one quarter** is against.

Interestingly, 27 percent of those who would vote for the communist party (KSČM), traditionally against NATO, would send Czech troops to defend the attacked allies.

		35	25	40	N
sex	sample total	35	25	40	1000
	female	33	22	44	515
	male	36	28	36	485
age	18 to 24 years	38	16	46	106
	25 to 34 years	39	17	43	185
	35 to 44 years	38	20	42	185
	45 to 54 years	36	23	41	162
	55 to 64 years	33	30	37	172
	over 64 years	26	39	35	190
education	basic education	26	35	38	159
	high school, no diploma	34	24	42	360
	high school graduate	37	21	42	345
	college graduate	41	25	34	136
domicile size	less than 5,000 citizens	34	27	39	379
	5,000 to 19,999 citizens	33	29	38	180
	20,000 to 99,999 citizens	36	20	45	214
	over 100,000 citizens	36	24	40	227
preferred political party	ANO (movement of A. Babiš)	39	30	31	168
	ČSSD (social democrats)	29	34	37	151
	KSČM (communists)	27	42	32	79
	TOP 09 (liberal democrats)	58	14	28	65
	ODS (conservatives)	58	16	26	50
	other parties	34	23	44	146
	undecided	30	19	52	341



Česká republika

FOCUS - Marketing & Social Research

Vrchlického sad 4
602 00 Brno
tel.: +420 532 191 470
fax: +420 532 191 475

e-mail: info@focus-agency.cz
www.focus-agency.cz

Contact:

Ivo Burger
burger@focus-agency.cz
tel.: +420 777 283 439

Slovenská republika

FOCUS - Marketing & Social Research

Sládkovičova 4
810 00 Bratislava
tel.: +421 252 931 366
fax: +421 252 931 378

e-mail: info@focus-research.sk
www.focus-research.sk

Dáváme datům smysl

... již více než 20 let!